
 **Advice for
Parents who Homeschool**
or want to homeschool
Using the Barton Reading & Spelling System

 **I am Susan Barton**
■ Founder
 ■ Bright Solutions for Dyslexia
and
■ Developer
 ■ Barton Reading & Spelling System

 **Here's what I look like**





I assume

- You are already homeschooling
 - Or are strongly considering it
- At least one of your children
 - Struggles with reading, spelling & writing
- You use, or are thinking about using,
 - Barton Reading & Spelling System




Barton designed for dyslexia

- A diagnosis is not required, but it assumes . . .
 - Student reads slowly and makes lots of mistakes
 - Has a hard time sounding out unknown words
 - Despite being taught phonics or phonograms
 - Struggles with spelling
 - May do okay on the weekly spelling test
 - But cannot retain those words from week to week
 - Does not spell well when writing stories
 - Not even the high frequency words
 - friend, does, because



To learn more about dyslexia


- Watch my free on-line video
 - Dyslexia: Symptoms & Solutions
 - on the first page of our dyslexia website
 - www.BrightSolutions.US



Dyslexia is not a requirement

- Great way to teach reading & spelling if:
 - Student is at least 5
 - Speaks & understands spoken English
 - Not an ESL program
 - Not okay if severe receptive or expressive language problems
 - No reason to suspect mental retardation
 - IQ above 70
 - Student can pass our 10-minute student screening
 - www.BartonReading.com
 - choose Students, then Student Screening





Since dyslexia is not required. . .

- You can use Barton with all of your children
 - Who meet our criteria
- But please . . .
 - Tutor them separately

For the Barton System to work

- Each child needs at least
 - 2 hours of one-on-one tutoring every week
 - More is better
 - Ideal if you can do Barton every day
 - No more than one hour per session
 - Young children may only be able to handle 30 minutes

Counts for all Language Arts

- It should replace all language arts curriculum
 - Barton is complete for
 - Reading
 - Spelling
 - Grammar
 - Vocabulary
 - Fluency
 - Comprehension
 - Written expression at the sentence level.
 - Good program for composing paragraphs and essays
 - At the end of Level 4

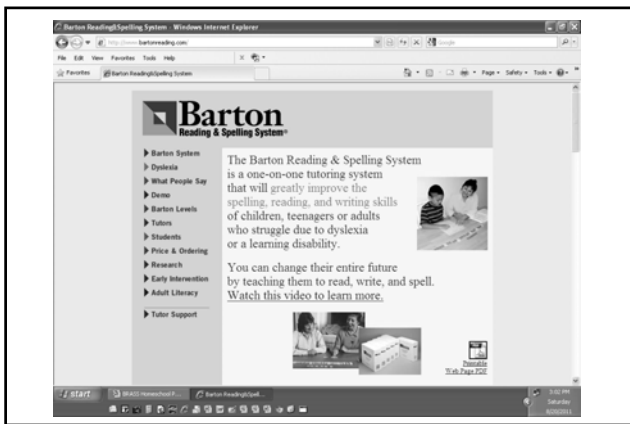
Each level comes with






More free Barton "goodies"

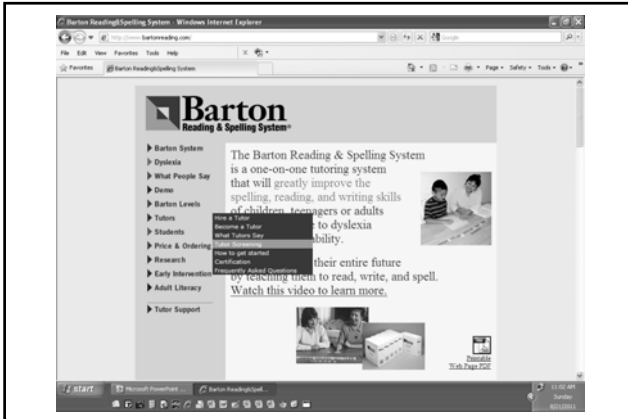
- On our Tutor Support Website:
 - Spelling Rule Picture Flashcards
 - Weekly spelling tests
 - Link to our free internet-based games
 - More extra practice pages (for levels 2 and 3)
 - Fluency building drills (for levels 2, 3, 4 and 5)
 - Link to comprehension activities
 - Answers to commonly asked questions – by level
- To access that Tutor Support website
 - go to www.BartonReading.com






Common Concerns


- Can I really be as effective as a professional tutor?
- What if I have dyslexia too?
 - Okay if you can pass tutor screening





Common Concerns

- Can I really be as effective as a professional tutor?
- What if I have dyslexia too?
 - Okay if you can pass tutor screening
 - Your own spelling will get better



Common Concerns

- Can I really be as effective as a professional tutor?
- What if I have dyslexia too?
 - Okay if you can pass tutor screening
 - Your own spelling will get better
- Free unlimited support
 - By phone, fax, email, or website
- How will I know my child has mastered it?
 - Give the posttest at the end of each level
 - Mastery = pass it easily with at least 95% accuracy



Barton does not teach penmanship

If your child has dysgraphia, I recommend:

- Handwriting Without Tears
 - for Kindergarten to 3rd grade
- HWT is good for printing
 - Their cursive program is not as good
 - Teach cursive once
 - So they learn to form and connect cursive letters
 - Then let them switch back to printing




Also teach keyboarding - typing

- Not an easy skill to master
 - Type to Learn from Sunburst, www.Sunburst.com
 - Works on Mac or PC
 - Also get the removable key cap cover
- To prevent discouragement
 - The first time, change settings to:
 - Large size print, low vocabulary
 - 10 wpm, 75 % accuracy
 - The second time, change settings to:
 - Medium sized print, medium vocabulary
 - 20 to 25 wpm, 90 % accuracy




During Barton lessons

- Do not criticize their penmanship
- If writing by hand is difficult or painful
 - Okay to stand up
 - and write on a chalk board or white board
 - Or sit and write on a lap-sized white board
 - Or type the words, phrases, and sentences
 - if spell check is turned off




No outside reading

- During the first few levels of Barton
 - Unless controlled text
 - such as Barton Stand Alone Chapter books
 - or books listed in Games & Extra Activities section
- No pleasure reading until middle of Level 4
 - And only then if the child initiates it
 - And does it independently, for pleasure
 - No reading it out loud to you or Grandma
- No textbook reading until the end of Level 6



What to do instead?

- Continue to read to your child
 - Textbooks, articles, literature, real books
 - Books at their intellect level (not their reading level)
 - To grow their vocabulary and knowledge of the world
 - To grow a love of reading
- Okay for them to “listen and read”
 - Some will prefer to just listen
 - Audio books from your local library
 - Many on-line sources for recorded books
 - Screen readers for e-books or Kindle



What about textbooks?

- Textbooks on audio from Learning Ally
 - www.LearningAlly.org
 - Used to be Recordings for the Blind & Dyslexic
 - App for the iPhone, iPod & iPad
 - For \$ 29.95, on their website
 - For the confirming professional
 - List me, Susan Barton
 - Title = Founder
 - Organization = Bright Solutions for Dyslexia



No outside writing

- If spelling counts
 - Either grade essays on content only
 - Ignore spelling, punctuation, and capitalization
 - Or let them dictate their essays
 - To you
 - Or into the computer using Naturally Speaking



When teaching other subjects

- Allow them to watch and then experience it hands-on
 - But read the textbook to them
 - Ask each end-of-chapter question out loud
 - Let them tell you the answer out loud
 - You write it down
- Naturally Speaking can do that
 - If the text & questions are on the computer screen



Which curriculum?

- I have never homeschooled
- Carol Morehart
 - Dyslexia specialist and
 - Homeschool curriculum consultant
 - with a strong specialty in math
 - DirectionForLearning@columbus.rr.com



Math

- Barton System will have no impact on math
- For adding & subtracting
 - www.TouchMath.com
- For multiplication & division facts
 - www.TimesTales.com
- If you need more than that
 - contact Carol Morehart



If you are not yet homeschooling

- Home School Legal Defense Association
 - www.hsllda.org
 - www.YouCanHomeschool.org
- Books (available at most libraries)
 - **Complete Guide to Getting Started in Homeschooling**
 - by Mary Pride, popular particularly with Christian families
 - **First Year of Homeschooling Your Child**
 - by Linda Dobson, popular, not a Christian resource



Worried about social activities?

- Boys Scouts and Girl Scouts
- Church youth groups and choirs
- Private sports teams
 - Parks & Recreation Department
 - Home School Sportsnet
- Homeschool outings and classes
 - www.home-school.com/groups
- Still play with kids in the neighborhood



Spend as much time

- Finding & developing their gifted areas
- As you do fixing their weak areas



People with dyslexia are gifted

- In one or more of these areas:
 - Art
 - Athletics
 - Music
 - People skills, good with animals
 - Mechanical skill, good logic
 - 3-D visualization
 - Extremely curious
 - Creative, global thinkers



So . . .

- Take them to museums or art galleries
- Private lessons or classes at community centers
- Find mentors, apprenticeships, lectures
 - Lots of great free courses and lectures
 - at iTunes University and www.Ted.com
- Volunteer work in area of strength or interest



That's my advice for homeschoolers

- If you have questions
 - Call me at 408-559-3652
 - Ask for Susan Barton

or

- Send me an email
 - Susan@BrightSolutions.US
